



2 x 2 Seat arrangement



2 x 2 Seat arrangement with middle door

INTERIOR



Tilt & Telescopic steering wheel



Sunvisor



Air conditioner louver (BH090)



Inside rack - Mood lamp (option)



TV & VTR (option)



Air parking brake



Hot & cold cabinet (option)



Driver separator

POWER

D1146TI, DIESEL

Displacement : 8,071cc
 Max horse power : 205ps/2,200rpm
 Max torque : 75kg.m/1,400rpm



Engine


DL 08, DIESEL(EURO III)

Displacement : 7,640cc
 Max horse power : 270ps/2,200rpm
 Max torque : 100kg.m/1,200rpm

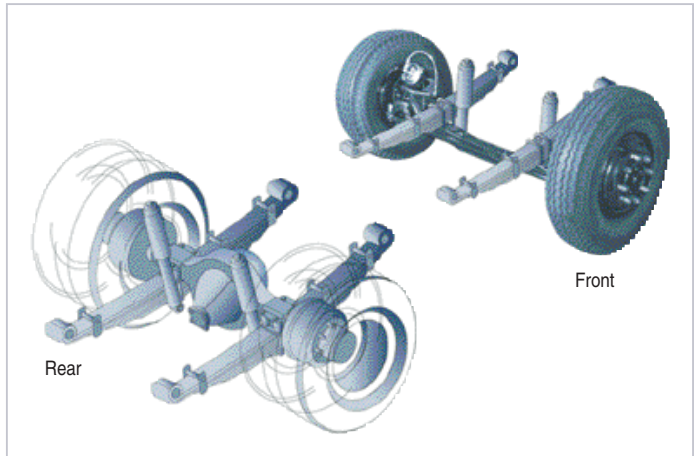


Engine (option)

SUSPENSION



FRT / RR air suspension(BH090)



Leaf suspension(BH090E)

EXTERIOR



Destination board - Dot type (option)



Middle folding door (option)



Back eye camera & monitor (option)



Roof on cooler (BH090)

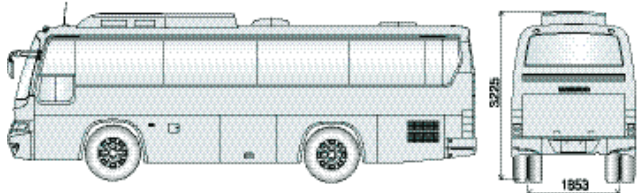
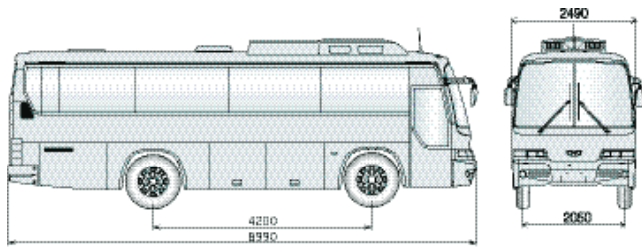


Luggage room

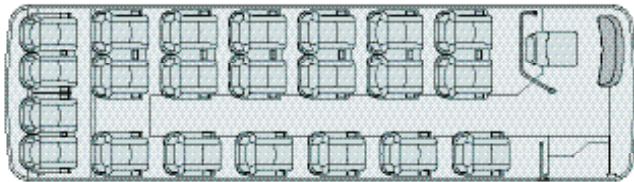


Rear window - Steel plate (option)

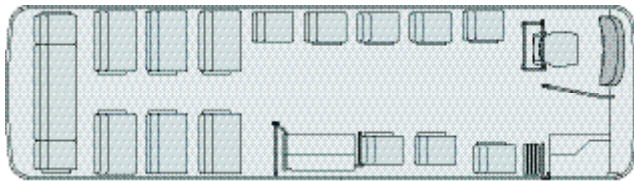
BH090 / BH090E STANDARD SPECIFICATION



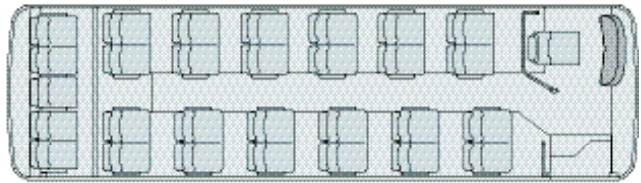
22 +1



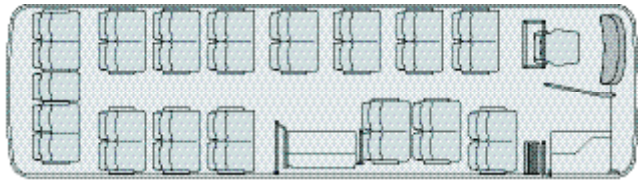
25 +1



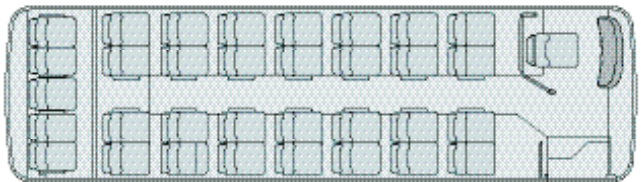
29 +1



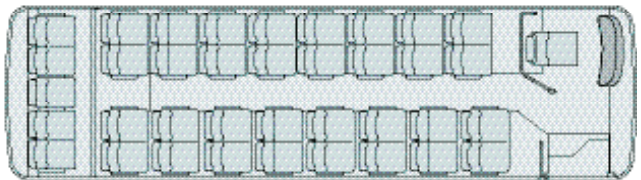
31 +1



33 +1



37 +1



Major Specifications

BODY STRUCTURE	RIVETLESS SKELETON, STEEL BODY
STEERING POSITION	LEFT HAND DRIVE
ENGINE MOUNTING	REAR
PASSENGER CAPACITY	BH090 : 33+1 PERSONS BH090E : 25+(42)+1 PERSONS

External Dimensions (mm)

OVERALL LENGTH	8,990
OVERALL WIDTH	2,490
OVERALL HEIGHT	3,185
WHEEL BASE	4,200
BODY OVERHANG (FRONT)	2,010
BODY OVERHANG (REAR)	2,780
TREAD (FRONT)	2,050
TREAD (REAR)	1,853

Internal Dimensions (mm)

	BH090	BH090E
INSIDE LENGTH	8,130	8,170
INSIDE WIDTH	2,370	2,370
INSIDE HEIGHT	1,930	1,964

Weight (kg)

	BH090	BH090E
PERMISSIBLE G.V.W	16,500	16,500
CURB WEIGHT	9,500	8,700
G.V.W	11,645	13,120

Performance

	BH090	BH090E
MAX SPEED	102km/h	85km/h
MIN TURNING RADIUS	8.2m	8.2m
GRADEABILITY(TANθ)	0.32	0.28

Frame

SEMI MONOCOQUE TYPE

Engine

MODEL	BH090 : D1146TI, DIESEL BH090E : D1146, DIESEL
TYPE	4 CYCLE, WATER COOLED
NO. OF CYLINDER	6, IN-LINE
BORE & STROKE	111 x139mm
DISPLACEMENT	8,071cc
MAX HORSE POWER	BH090 : 205ps/2,200rpm BH090E : 177ps/2,500rpm
MAX TORQUE	BH090 : 75kg.m/1,400rpm BH090E : 57kg.m/1,600rpm

COMPRESSION RATIO

BH090 : 16.7:1

BH090E : 17.6:1

AIR CLEANER

DRY SINGLE PAPER ELEMENT

Transmission

GEAR BOX 5 FORWARD & 1 REVERSE

	1st	2nd	3rd	4th	5th	REV.
BH090	5.045	3.447	1.739	1.000	0.738	5.650
BH090E	6.571	3.807	2.201	1.463	1.000	6.240

Suspension

BH090 : AIR SPRING
DOUBLE ACTING SHOCK ABSORBER
STABILIZER BAR
BH090E : SEMI-ELLIPTICAL ALLOY STEEL HEAVY DUTY LEAF SPRING
WITH HYDRAULIC DOUBLE ACTING TELESCOPIC
SHOCK ABSORBER

Wheel & Tire

TIRE BH090 : 11R22.5-16PR RADIAL TYPE
BH090E : 9.00-20-14PR TUBE TYPE
WHEEL BH090 : 8.25 X 22.5 WHEEL
BH090E : 7.00T X 20 WHEEL

Steering

OPERATION RECIRCULATED BALL WITH INTEGRAL
POWER ASSISTED BY OIL
22.4 : 1
GEAR RATIO
STEERING COLUMN TILT & TELESCOPIC
STEERING WHEEL 2 SPOKE WHEEL WITH HORN BUTTON

Air Service

AIR PRESSURE 9.0kg/cm²
AIR TANK BH090 : MAIN 50L, BRAKE 25L+19L
BH090E : MAIN 50L, BRAKE 25L+35L

AIR TAP FOR TIRE INFLATION
AIR DRYER

Brake

SERVICE BRAKE FULL AIR DUAL CIRCUIT BRAKE SYSTEM
DRUM SIZE FRONT 410mm, REAR 410mm
LINING (w/t) FRONT 155/19mm, REAR 220/19mm
LINING MATERIAL NON-ASBESTOS
PARKING BRAKE SPRING ACTUATOR AT REAR WHEEL
SPRING CHAMBER TYPE
AUXILIARY BRAKE EXHAUST BRAKE-AIR OPERATED

BH090 / BH090E STANDARD SPECIFICATION

Clutch

TYPE	DRY SINGLE PLATE WITH COIL SPRING DAMPER
FACING DIMENSION	OUTSIDE DIAMETER 380mm, THICKNESS 5mm
MATERIAL	NON-ASBESTOS

Axle

FRONT AXLE	
TYPE	REVERSE ELLIOT 'I' BEAM
CAPACITY	6,000kg
REAR AXLE	
TYPE	BANJO FULL FLOATING
CAPACITY	10,500kg
FINAL GEAR RATIO	BH090 : 39/7(5.571) SPIRAL BEVEL BH090E : 39/8(4.975) SPIRAL BEVEL

Fuel Tank

200L

Horn

ELECTRIC TYPE

Wiper Arm & Motor

STEEL, VARIABLE SPEED (TIME DELAY RELAY)

Electrical

BATTERY	12V DC/MF-150AH 2PIECE
ALTERNATOR	24V DC/120AMP
STARTER	24V DC/4.5KW

Meter & Gauge

TACHOGRAPH (ELECTRICAL WITHOUT RPM GAUGE)
AIR PRESSURE GAUGE
FUEL GAUGE
VOLTMETER
TACHOMETER (RPM METER)
WATER TEMPERATURE GAUGE
ENGINE OIL PRESSURE GAUGE

Seat

DRIVER SEAT	
TYPE	BH090 : AIR SUSPENSION TYPE BH090E : NON-SUSPENSION TYPE
UPHOLSTERY	CLOTH COVERING
SAFETY BELT	3 POINT WITH ALARM
PASSENGER SEAT	
TYPE	BH090 : RECLINE TYPE BH090E : NON-RECLINE TYPE
UPHOLSTERY	LEATHER COVERING
SAFETY BELT	BH090 : REEL TYPE
OTHERS	BH090 : GRIP, CUP HOLDER, POCKET

Glass

WINDSHIELD	BH090 : 2 SECTION UPPER TINTED LAMINATED CLEAR BH090E : 3 SECTION LAMINATED CLEAR
SIDE WINDOW	BH090 : 1 SECTION FIXED TYPE TEMPERED GREEN BH090E : UPPER SMALL HALF OPENING TYPE TEMPERED CLEAR

REAR WINDOW	1 SECTION FIXED TYPE TEMPERED CLEAR
DRIVE WINDOW	SLIDING TYPE TEMPERED CLEAR

Door

ENTRANCE DOOR : BH090	FRONT
TYPE	1 SECTION OUTWARD SWING TYPE
OPERATING	ELECTRICALLY CONTROLLED WITH AIR ASSIST
ENTRANCE / EXIT DOOR : BH090E	FRONT / MIDDLE
TYPE	2 SECTION INWARD FOLDING TYPE
OPERATING	ELECTRICALLY CONTROLLED WITH AIR ASSIST

Entrance Step

NUMBER OF STEP	2 STEP
MATERIAL	BH090 : FLOOR-CHECKED AL, WALL-PLAIN STEEL BH090E : FLOOR-CHECKED STEEL, WALL-PLAIN STEEL
STEP MOULDING	ALUMINUM

Floor

BH090 : STEPPED FLOOR
18mm(AISLE) 15mm(STEP) THICKNESS PLYWOOD WITH LARGE COIN
PATTERN P.V.C MAT
BH090E : FLAT FLOOR
15mm THICKNESS PLYWOOD WITH SMALL COIN PATTERN P.V.C MAT

Audio

STEREO W/O ECHO TYPE	AM/FM RADIO, CASSETTE STEREO, 5 SPEAKERS
ANTENNA	ROOF HIGH
STICK MIC & JACK	

Interior Equipments

AIR CONDITIONER	BH090 : ROOF ON TYPE(21,000 kcal/h)
DEFROSTER	HOT AIR
ROOF RACK (INSIDE)	ONE PIECE TYPE
ENT. & DRIVER SEPARATOR	BH090 : F.R.P
	BH090E : P.V.C COATING PIPE WITH SCREEN
CEILING HANDLE	BH090 : STAINLESS PIPE (1 ROW) BH090E : P.V.C COATING PIPE (3 ROW)
ENTRANCE HANDLE	PVC PIPE
CURTAIN PROTECTOR	ELASTIC CORD
CLOCK	BH090 : DIGITAL TYPE

Accessories

BUMPER(FRONT & REAR)	F.R.P
OUTSIDE REAR VIEW MIRROR	CONVEX MIRROR
TOWING HOOK	FRONT & REAR
FIRE EXTINGUISHER	BH090 : ABC TYPE (3.3kg) BH090E : ABC TYPE (0.8kg)
SUNSHADE	BH090 : CURTAIN TYPE(LH) BH090E : ACRYL TYPE(LH/RH)
BATTERY STORAGE	STEEL COMPARTMENT
VENTILATOR	BH090 : 1 AUTO & 1 LARGE MANUAL HATCHES ON ROOF BH090E : 3 LARGE MANUAL HATCHES ON ROOF
EMERGENCY HAMMER	BH090 : 4EA BH090E : 2EA
TOOL SET	

BH090 / BH090E OPTION SPECIFICATION

Options

<p>ENGINE</p> <ul style="list-style-type: none"> □ DE08TIS (240ps/90kgf.m, EURO II) □ DL08 (250ps/90kgf.m, EURO III) □ DL08 (270ps/100kgf.m, EURO III) <p>CHASSIS</p> <ul style="list-style-type: none"> □ Auto T/M □ Speed limiter □ Tire-10.00R-20-16PR □ Automatic drain valve □ Coolant corrosion inhibitor filter □ Air pressure check tap □ Air gun set □ Auto slack adjuster □ Auto greaser □ Heavy duty radiator (without fan clutch) □ Twin air horn □ Dual air cleaner filter element <p>BODY</p> <ul style="list-style-type: none"> □ Stainless steel (STS, side & rear) □ Front folding entrance door □ Middle folding exit door □ Stabilizer bar -RR : BH090E 	<ul style="list-style-type: none"> □ Middle swing exit door □ Emergency door □ Acceleration lock □ Luggage door (tilting type) □ Flat floor □ Stepped floor <p>SEAT</p> <ul style="list-style-type: none"> □ Conductor seat □ Folding table □ 22+1(front door) □ 25+1(front/middle door) □ 29+1(front door) □ 31+1(front/middle door) □ 37+1(front door) □ Cloth covering passenger seat <p>TRIM</p> <ul style="list-style-type: none"> □ Small half opening type - Side window □ Large half opening type - Side window □ Colored glass □ Destination board - Front, small □ Destination board - Front / Middle / Rear □ Inside rack - Clear lamp 	<ul style="list-style-type: none"> □ Inside rack - Mood lamp □ First aid box □ Wood grain - Driver instrument panel □ Curtain assembly - General □ Curtain assembly - Peacock <p>HVAC</p> <ul style="list-style-type: none"> □ Roof on cooler (21,000 / 24,000 / 26,000 kcal/h) □ 1 Additional auto ventilator □ Passenger heater □ Preheater <p>ELECTRICAL</p> <ul style="list-style-type: none"> □ 14" TV & VCR □ 17"/20" LCD TV & VCR □ 'V' type TV antenna □ 'UFO' type TV antenna □ Carvision (back eye camera) □ Hot & Cold cabinet □ Water cooler & tank □ Analog clock □ Stop button buzzer □ Tachograph (with RPM) □ Stereo w/echo type
--	---	--

* Specifications are subject to change without prior notice.



▪ EXPORTER

DAEWOO BUS GLOBAL CORPORATION

202-1,Ojung-dong, Ojung-gu, Bucheon, Gyeonggi-do, Korea
Tel:82-32-680-6611~27 Fax:82-32-680-6610
<http://global.daewoobus.com>

▪ MANUFACTURER

DAEWOO BUS CORPORATION

188-9,Jeonpo-dong, Busan Jin-gu, Busan, Korea
Tel:82-51-811-4210, 520-5166~9 Fax:82-51-811-4055, 521-5147
<http://www.daewoobus.co.kr>





ROYAL STAR
BH090 / BH090E