



2 x 1 Seat arrangement



2 x 2 Seat arrangement

INTERIOR



Tilt & Telescopic steering wheel



Sunvisor




Toilet (option)




Inside rack with doors (option)



TV & VTR (option)



Gradual parking brake (option)



Hot & cold cabinet (option)




Stepped floor (option)

POWER

DE12TI, DIESEL

Displacement : 11,051cc
 Max horse power : 340ps/2,100rpm
 Max torque : 135kg.m/1,260rpm



Engine


DV 11, DIESEL (EURO III)

Displacement : 10,964cc
 Max horse power : 360(380)ps/1,800rpm
 Max torque : 160(173)kg.m/1,200rpm




Engine (option)

TRANSMISSION



Auto transmission

SUSPENSION



FRT / RR wide air suspension

EXTERIOR



RHD (option)



Middle door (option)



Back eye camera & monitor (option)



Emergency door (option)

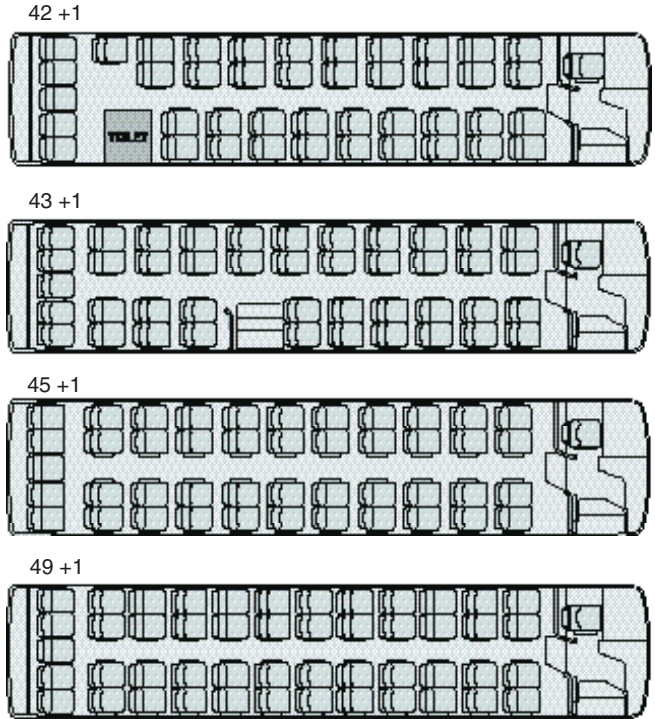
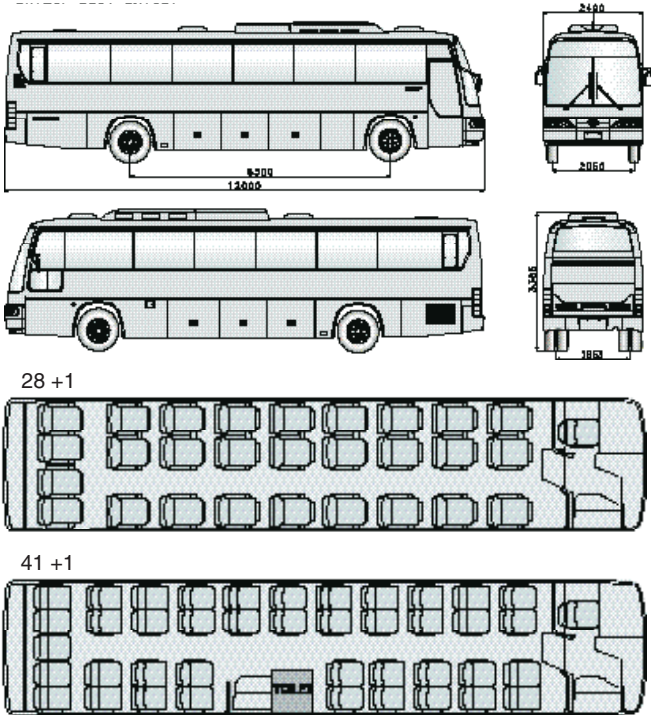


Luggage room



Defrosting deluxe mirror

BH120F STANDARD SPECIFICATION



Major Specifications

BODY STRUCTURE	RIVETLESS SKELETON, STEEL BODY
STEERING POSITION	LEFT HAND DRIVE
ENGINE MOUNTING	REAR
PASSENGER CAPACITY	45+1 PERSONS

External Dimensions (mm)

OVERALL LENGTH	12,000
OVERALL WIDTH	2,490
OVERALL HEIGHT	3,385
WHEEL BASE	6,500
BODY OVERHANG (FRONT)	2,350
BODY OVERHANG (REAR)	3,150
TREAD (FRONT)	2,050
TREAD (REAR)	1,853

Internal Dimensions (mm)

INSIDE LENGTH	10,720	PERMISSIBLE G.V.W	18,000
INSIDE WIDTH	2,370	CURB VEHICLE WEIGHT	12,150
INSIDE HEIGHT	1,930	G.V.W	15,140

Weight (kg)

Performance

MAX SPEED	123km/h
MIN TURNING RADIUS	12.2m
GRADEABILITY(TANθ)	0.36

Frame

MONOCOQUE TYPE

Engine

MODEL	DE12TI, DIESEL
TYPE	4 CYCLE, WATER COOLED
NO. OF CYLINDER	6, IN-LINE
BORE & STROKE	123 X 155mm
DISPLACEMENT	11,051cc
MAX HORSE POWER	340ps/2,100rpm
MAX TORQUE	135kg.m/1,260rpm
COMPRESSION RATIO	16.5:1
AIR CLEANER	DRY SINGLE PAPER ELEMENT

Transmission

GEAR BOX	5 FORWARD & 1 REVERSE
	1st 2nd 3rd 4th 5th REV.
	6.744 4.207 2.526 1.569 1.000 6.857

Suspension

AIR SPRING (FRT/RR WIDE)	
DOUBLE ACTING SHOCK ABSORBER	
STABILIZER BAR	

Wheel & Tire

TIRE	11R22.5-16PR TUBELESS RADIAL TYPE
WHEEL	8.25X22.5 WHEEL

Steering

OPERATION	RECIRCULATED BALL WITH INTEGRAL POWER ASSISTED BY OIL
GEAR RATIO	22.4 : 1
STEERING COLUMN	TILT & TELESCOPIC
STEERING WHEEL	2 SPOKE WHEEL WITH HORN BUTTON

Air Service

AIR PRESSURE	9.0kg/cm ²
AIR TANK CAPACITY	MAIN 50L, BRAKE 25L+35L
AIR TAP FOR TIRE INFLATION	
AIR DRYER	

Brake

SERVICE BRAKE	FULL AIR DUAL CIRCUIT BRAKE SYSTEM
DRUM SIZE	FRONT 410mm, REAR 410mm
LINING (w/t)	FRONT 155/19mm, REAR 220/19mm
LINING MATERIAL	NON-ASBESTOS
PARKING BRAKE	SPRING ACTUATOR AT REAR WHEEL SPRING CHAMBER TYPE
AUXILIARY BRAKE	EXHAUST BRAKE-AIR OPERATED

Clutch

TYPE	DRY SINGLE PLATE WITH COIL SPRING DAMPER
FACING DIMENSION	OUTSIDE DIAMETER 430mm, THICKNESS 5mm
MATERIAL	NON-ASBESTOS

Axle

FRONT AXLE	
TYPE	REVERSE ELLIOT 'I' BEAM
CAPACITY	7,500kg
REAR AXLE	
TYPE	BANJO FULL FLOATING
CAPACITY	10,500kg
FINAL GEAR RATIO	39/12(3.25) HYPOID

BH120F STANDARD SPECIFICATION

Fuel Tank

400L

Horn

ELECTRIC TYPE

Wiper Arm & Motor

STEEL, VARIABLE SPEED (TIME DELAY RELAY)

Electrical

BATTERY 12V DC/MF-200AH 2PIECE
 ALTERNATOR 24V DC/150AMP
 STARTER 24V DC/6.0KW

Meter & Gauge

TACHOGRAPH (ELECTRICAL WITHOUT RPM GAUGE)
 AIR PRESSURE GAUGE
 FUEL GAUGE
 VOLTMETER
 TACHOMETER (RPM METER)
 WATER TEMPERATURE GAUGE
 ENGINE OIL PRESSURE GAUGE

Seat

DRIVER SEAT
 TYPE AIR SUSPENSION TYPE
 UPHOLSTERY CLOTH COVERING
 SAFETY BELT 3 POINT WITH ALARM
 PASSENGER SEAT
 TYPE RECLINE TYPE
 UPHOLSTERY VINYL LEATHER COVERING
 SAFETY BELT REEL TYPE
 OTHERS GRIP, CUP HOLDER, POCKET

Glass

WINDSHIELD 3 SECTION UPPER TINTED LAMINATED CLEAR
 SIDE WINDOW 1 SECTION FIXED TYPE TEMPERED GREEN
 REAR WINDOW 1 SECTION FIXED TYPE TEMPERED CLEAR
 DRIVE WINDOW SLIDING TYPE TEMPERED CLEAR

Door

ENTRANCE/ EXIT DOOR FRONT
 TYPE 1 SECTION OUTWARD SWING DOOR
 OPERATING ELECTRICALLY CONTROLLED WITH AIR ASSIST

Entrance Step

NUMBER OF STEP 2 STEP
 MATERIAL FLOOR-CHECKED AL, WALL-PLAIN STEEL
 STEP MOULDING ALUMINIUM

Floor

FLAT FLOOR
 18mm THICKNESS PLYWOOD WITH LARGE COIN PATTERN P.V.C MAT

Audio

STEREO W/O ECHO TYPE AM/FM RADIO, CASSETTE STEREO,
 9 SPEAKERS
 ANTENNA ROOF HIGH
 STICK MIC & JACK

Interior Equipments

AIR CONDITIONER ROOF ON TYPE (24,000 kcal/h)
 ROOF RACK(INSIDE) CLEAR LAMP TYPE
 DEFROSTER HOT AIR
 ENT. & DRIVER SEPARATOR F.R.P
 ENTRANCE HANDLE STAINLESS PIPE
 CURTAIN PROTECTOR ELASTIC CORD
 CLOCK DIGITAL TYPE
 DRIVER CONSOLE BOX

Accessories

BUMPER(FRONT & REAR) F.R.P
 OUTSIDE REAR VIEW MIRROR CONVEX MIRROR
 TOWING HOOK FRONT & REAR
 FIRE EXTINGUISHER ABC TYPE (3.3kg)
 SUNSHADE CURTAIN TYPE(LH/RH)
 BATTERY STORAGE STEEL COMPARTMENT
 VENTILATOR 2 AUTO & 1 LARGE MANUAL
 HATCHES ON ROOF
 EMERGENCY HAMMER 4EA
 TOOL SET

BH120F OPTION SPECIFICATION

Options

ENGINE

- DE12TIS (360ps/145kgf.m)
- DE12TIS (340ps/145kgf.m, EURO II)
- DV15TIS (390ps/160kgf.m, EURO II)
- DV11 (360ps/160kgf.m, EURO III)
- DV11 (380ps/173kgf.m, EURO III)

CHASSIS

- RHD
- Auto T/M
- ZF Manual T/M with intarder
- Speed limiter
- Tire-11.00R-20-16PR Tire-12R22.5-16PR
- Automatic drain valve
- Coolant corrosion inhibitor filter
- Air pressure check tap
- Anti freeze pump Air gun set
- Alternator-180AMP Auto slack adjuster
- ABS & ASR Auto greaser
- Heavy duty radiator (without fan clutch)
- Twin air horn
- Dual air cleaner filter element

BODY

- Stainless steel (STS, side & rear)
- Middle swing exit door
- Emergency door
- Stepped floor

SEAT

- Passenger seat - Cloth covering
- Conductor seat - Folding type
- 28+1 (front door)
- 41+1 (front/middle door, sunken toilet)
- 42+1 (front door, on floor toilet)
- 43+1 (front/middle door)
- 49+1 (front door)

TRIM

- Small half opening type - Side window
- Large half opening type - Side window
- Colored glass - Bronze
- Destination board - Front, small
- First aid box
- Wood grain - Driver instrument panel
- Curtain assembly - General
- Curtain assembly - Peacock
- Inside rack - Mood lamp
- Inside rack - Closed with door
- Toilet (on floor type)
- Toilet (sunken type)

HVAC

- Roof on cooler (26,000/28,000 kcal/h)
- 1 Additional auto ventilator
- Passenger heater Preheater

ELECTRICAL

- 14" TV & VCR
- 15" LCD TV & VCR, folding-middle
- 17"/20" LCD TV & VCR
- 'V' type TV antenna
- 'UFO' type TV antenna
- Analog clock
- Water cooler & tank
- Hot & cold cabinet
- Carvision (back eye camera)
- Stop button Buzzer
- Kitchen board
- Stereo double deck type
- Earphone set
- Tachograph (with RPM)



▪ EXPORTER

DAEWOO BUS GLOBAL CORPORATION

202-1,Ojung-dong, Ojung-gu, Bucheon, Gyeonggi-do, Korea

Tel:82-32-680-6611~27 Fax:82-32-680-6610

<http://global.daewoobus.com>

▪ MANUFACTURER

DAEWOO BUS CORPORATION

188-9,Jeonpo-dong, Busan Jin-gu, Busan, Korea

Tel:82-51-811-4210, 520-5166~9 Fax:82-51-811-4055, 521-5147

<http://www.daewoobus.co.kr>





ROYAL CRUISER

BH120F