



2 x 1 Seat arrangement



2 x 2 Seat arrangement

INTERIOR



Driving space



Wide sunvisor / LCD TV



Air conditioner louver / lamp



Inside rack with doors (option)



Short change lever



Gradual parking brake



Audio system




LCD TV (option)

POWER

DE12TIS, DIESEL (EURO II)

Displacement : 11,051cc
Max horse power : 360ps/2,100rpm
Max torque : 145kg.m/1,260rpm



Engine

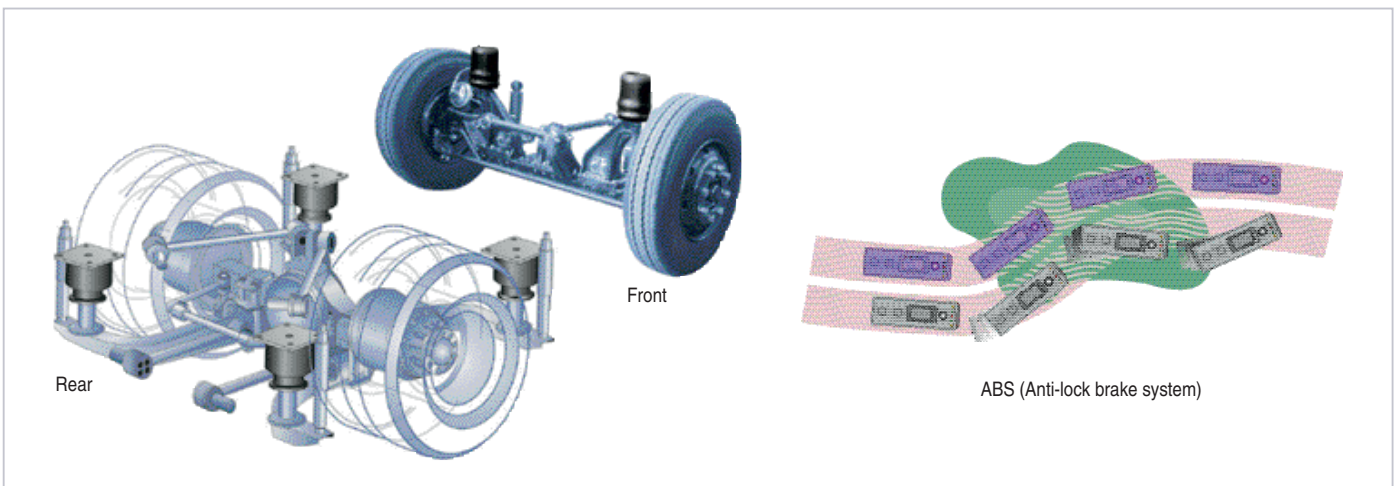
DV 11, DIESEL (EURO III)

Displacement : 10,964cc
Max horse power : 400(420)ps/1,800rpm
Max torque : 173(187)kg.m/1,200rpm



Engine (option)

SUSPENSION



FRT / RR wide air suspension

EXTERIOR



One piece windshield / Wide hanging power rear view mirror (option)



Middle door (option)



Swing door with heat wire-in glass



RHD (option)

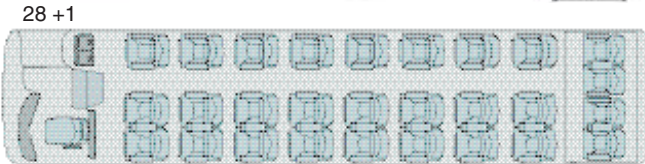
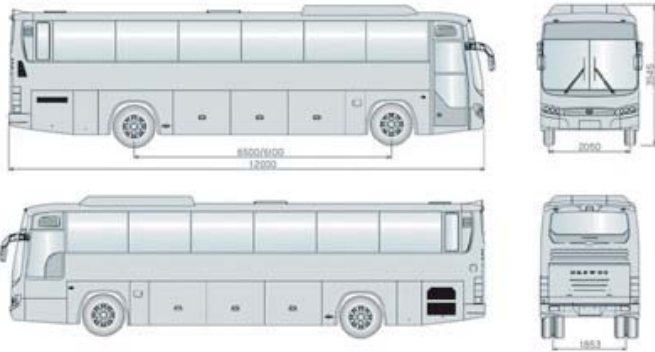


Luggage room




Driver power window

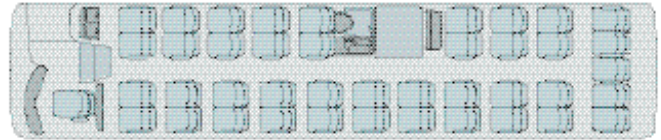
BX212 STANDARD SPECIFICATION




32 +1




41 +1




45 +1



45 +1



49 +1



Major Specifications

BODY STRUCTURE	RIVETLESS SKELETON, STEEL BODY
STEERING POSITION	LEFT HAND DRIVE
ENGINE MOUNTING	REAR
PASSENGER CAPACITY	45+1 PERSONS

External Dimensions (mm)

OVERALL LENGTH	12,000
OVERALL WIDTH	2,490
OVERALL HEIGHT	3,545
WHEEL BASE	6,500 (6,100)
BODY OVERHANG (FRONT)	2,350 (2,750)
BODY OVERHANG (REAR)	3,150
TREAD (FRONT)	2,050
TREAD (REAR)	1,853

Internal Dimensions (mm)

INSIDE LENGTH	10,935	PERMISSIBLE G.V.W	18,000
INSIDE WIDTH	2,370	CURB VEHICLE WEIGHT	13,450
INSIDE HEIGHT	1,971	G.V.W	16,440

Weight (kg)

Performance

MAX SPEED	116KM/H
MIN TURNING RADIUS	12.2M (11.8M)
GRADABILITY(TANθ)	0.38

Frame

MONOCOQUE TYPE

Engine

MANUFACTURER	DAEWOO HEAVY INDUSTRY & MACHINERY
MODEL	DE12TIS, DIESEL
TYPE	4 CYCLE, TURBO & INTER COOLER
NO OF CYLINDER	6, IN-LINE
BORE & STROKE	123 x 155mm
DISPLACEMENT	11,051cc
MAX HORSE POWER	360ps/2,100rpm (ISO 1585;NET)
MAX TORQUE	145kg.m/1,260rpm
COMPRESSION RATIO	16.8:1
AIR CLEANER	DRY SINGLE PAPER ELEMENT

Transmission

GEAR BOX	5 FORWARD & 1 REVERSE					
	1st	2nd	3rd	4th	5th	REV.
	6.744	4.207	2.526	1.569	1.000	6.857

Suspension

FRT & RR WIDE AIR SPRING WITH HYDRAULIC DOUBLE ACTING
TELESCOPIC FRT & RR SHOCK ABSORBER
STABILIZER BAR AT FRONT & REAR

Wheel & Tire

TIRE 12R22.5-16PR TUBELESS RADIAL TYPE
WHEEL 8.25X22.5 /10STUDS

Steering

OPERATION RECIRCULATED BALL WITH INTEGRAL POWER ASSISTED BY OIL
GEAR RATIO 20.2 :1
STEERING COLUMN TILT & TELESCOPIC
STEERING WHEEL 2 SPOKE WHEEL WITH HORN BUTTON

Air Service

AIR PRESSURE 9.0kg/cm²
AIR TANK BRAKE 35L, 50L, SUS 40L, AUX. 25L, PARKING 30L
AIR TAP FOR TIRE INFLATION REAR
AIR TAP FOR EMERGENCY RELEASE FRONT & REAR
AUTO DRAIN VALVE
AIR DRYER

Brake

SERVICE BRAKE FULL AIR DUAL CIRCUIT BRAKE SYSTEM WITH 4 WAY CIRCUIT PROTECTION VALVE
DRUM SIZE FRONT 410mm, REAR 410mm
LINING SIZE (w/t) FRONT 155/19mm, REAR 220/19mm
LINING MATERIAL NON-ASBESTOS
PARKING BRAKE SPRING ACTUATOR AT REAR WHEEL WITH GRADUAL PARKING VALVE
EXHAUST BRAKE-AIR OPERATED

AUXILIARY BRAKE
ABS & ASR
AUTO SLACK ADJUSTER

Clutch

TYPE DRY SINGLE PLATE WITH COIL SPRING DAMPER CONTROLLED BY AIR ASSISTED HYDRAULIC
FACING DIMENSION OUTSIDE DIAMETER 430mm, THICKNESS 5mm
MATERIAL NON-ASBESTOS

Axle

FRONT AXLE
TYPE REVERSE ELLIOT 'I' BEAM
CAPACITY 7,500kg
REAR AXLE
TYPE BANJO FULL FLOATING
CAPACITY 10,500kg
FINAL GEAR RATIO 39/11(3.545) HYPOID

BX212 STANDARD SPECIFICATION

Fuel Tank

200L+200L BOTH SIDE FILLING WITH DOOR

Horn

ELECTRIC TYPE

Wiper Arm & Motor

STEEL, VARIABLE SPEED (TIME DELAY RELAY)
BLADE LENGTH 650MM
WASHER TANK CAPACITY 7L

Electrical

BATTERY 12V DC/MF-200AH 2PIECE
ALTERNATOR 24V DC/180AMP
STARTER 24V DC/6.6KW

Meter & Gauge

TACHOGRAPH ELECTRICAL, W.O/RPM, VDO
AIR PRESSURE GAUGE FRT/RR
FUEL GAUGE
TACHOMETER (RPM METER)
WATER TEMPERATURE GAUGE
ENGINE OIL PRESSURE GAUGE

Seat

DRIVER SEAT
TYPE AIR SUSPENSION TYPE
UPHOLSTERY DLX. SYNTHETIC LEATHER COVERING
SAFETY BELT 3 POINT WITH ALARM
PASSENGER SEAT MR905
TYPE RECLINING
UPHOLSTERY DLX. SYNTHETIC LEATHER COVERING
SAFETY BELT 2 POINT REEL TYPE
OTHERS ASH TRAY, GRAB BAR, CUP HOLDER, POCKET

Glass

WINDSHIELD 3 SECTION HORIZONTAL UPPER TINTED
LAMINATED CLEAR COLOR
SIDE WINDOW FIXED (1PIECE) TYPE W/DIRECT GLAZING
TEMPERED GREEN COLOR
REAR WINDOW 1 SECTION FIXED TYPE
TEMPERED GREEN COLOR
DRIVE WINDOW UP/DOWN (POWER WINDOW) TYPE
TEMPERED GREEN COLOR

Door

ENTRANCE / EXIT DOOR FRONT
TYPE 1 SECTION OUTWARD SWING DOOR
OPERATING ELECTRICALLY CONTROLLED AIR ASSIST
WITH MECH. LOCK & KEY
RETURNABLE CYLINDER

Entrance Step

MATERIAL FLOOR-CHECKED ALUMINUM, WALL-STAINLESS
STEP MOLDING ALUMINUM

Floor

15mm THICKNESS PLYWOOD PLATE WITH TARA MAT
FLOOR SEAT RAIL (AL.)

Audio & Video

STEREO W/O ECHO TYPE AM / FM RADIO, CASSETTE STEREO,
8 SPEAKERS 50W HIGH POWER
FILM TYPE
ANTENNA
MIC & JACK
TV SET LCD MONITOR (20" FRT)
TV ANTENNA V TYPE
VCR PLAY ONLY

Interior Equipments

AIR CONDITIONER (R-134a) ROOF ON, FULL AUTO 1 UNIT TYPE
28,000KCAL / H
ROOF RACK(INSIDE) MOOD LAMP W/GALAXY TYPE
DEFROSTER HOT/FRESH AIR
FRESH AIR VENTILATOR AUTO VENTILATOR (LH/RH SIDE)
ENT. & DRIVER SEPARATOR F.R.P
DRIVER CONSOLE BOX
CURTAIN RAIL STS PIPE TYPE
CLOCK DIGITAL TYPE

Accessories

BUMPER(FRONT & REAR) F.R.P
OUTSIDE REAR VIEW MIRROR DEFROSTING DLX.
CONVEX MIRROR
TOWING HOOK FRONT & REAR
FIRE EXTINGUISHER ABC TYPE (3.3+1.5kg)
SUNSHADE CURTAIN TYPE(FRONT 1 PIECE) &
DRIVER SIDE (1EA)
BATTERY STORAGE STEEL COMPARTMENT WITH SLIDING
ROOF HATCH 1EA, MANUAL
EMERGENCY HAMMER 4EA
TOOL SET

BX212 OPTION SPECIFICATION

Options

ENGINE

- DV11(400ps/173kgf.m, EURO3)
- DV11(420ps/187kgf.m, EURO3)

TRANSMISSION AND RETARDER

- Auto T/M
- ZF Manual T/M with Intarder
- Telma retarder

CHASSIS

- RHD
- Dual air cleaner filter element
- Cruise control & speed limiter (for DV11 engine)
- Anti freeze pump - Automatic
- Kneeling system
- Auto greaser
- AL alloy disc wheel (10 studs)
- Wheel cap
- Stepped floor

SEAT

- Driver seat - Air suspension with heating
- Driver seat - Full cloth
- Passenger seat - Full cloth

- 49+1 (Front door)
- 45+1 (Front / middle door)
- 41+1 (Front / middle door, toilet)
- 32+1 (Front door)
- 28+1 (Front door)
- Foot rest

TRIM

- Small half opening type - Side window
- Curtain - Side & rear
- First aid box
- Inside rack - Mood lamp with panorama type
- Inside rack - Closed with door
- Solar screen at side window - upper

HVAC

- Emergency escape ventilator (1ea at center)
- Heater
- Preheater

ELECTRICAL

- Battery - 200AH, PT
- Outside rear view mirror - Wide hanging, electrically operated

- Tachograph - VDO (electrical with rpm gauge)
- Tachograph - Caspo (digital without rpm gauge)
- Luggage door opening - Remote control
- Stereo double deck - 4ch
- Ear phone set
- 15" LCD TV at middle
- DVD player
- Remote controller for TV and VCR
- Carvision (back eye camera)
- Hot & cold cabinet
- Hands free kit - Mobile phone
- Stop button buzzer



▪ EXPORTER

DAEWOO BUS GLOBAL CORPORATION

202-1,Ojung-dong, Ojung-gu, Bucheon, Gyeonggi-do, Korea
Tel:82-32-680-6611~27 Fax:82-32-680-6610
<http://global.daewoobus.com>

▪ MANUFACTURER

DAEWOO BUS CORPORATION

188-9,Jeonpo-dong, Busan Jin-gu, Busan, Korea
Tel:82-51-811-4210, 520-5166~9 Fax:82-51-811-4055, 521-5147
<http://www.daewoobus.co.kr>





Royal Hi-Decker

BX212